

Key information

Bought and sold from Kernel directly or via all major wrap platforms

Structure: Portfolio Investment Entity (PIE)

Fund Inception: 7 March 2024

Morningstar AU Fund code: 25871

Morningstar Code: F00001K966

Citi Code: AL7A3

Disclose Register #: FND46942

Total fund value: \$4,473,048

Distribution frequency: Quarterly

Indicative net yield¹: 3.36%

Duration²: 1.22

Management fee: 0.25% p.a.

Benchmark: Composite index:
50% Bloomberg NZ Bond Bank Bill Index
50% Bloomberg NZ Bond Composite 0+ Yr Index

Offer documents³

PDS: August 2025

SIPO: September 2025

ESG Policy: April 2024

Fund Update: December 2025

Target characteristics⁴

Target Maturity: 15 March 2027

Target yield: 3.52%

Target duration: 1.11

Risk

Fund update risk Indicator: 3

12 month volatility⁵: 1.43%

Target investment mix

Asset	Target	Actual
Cash and cash equivalents ⁶		38.63%
New Zealand fixed interest ⁷	100%	61.37%

Fund overview

The Kernel March 2027 Bond Fund is designed to invest in New Zealand interest-bearing assets and to terminate and fully distribute on or around 15 March 2027 as the 'Fund Maturity Date'. The fund is actively managed and will primarily invest in bonds with maturities between 30 June 2026 and 30 June 2027, NZ bond funds, NZ cash funds, cash and cash equivalents, and derivatives with the intention of generating a duration and risk profile close to an A- credit rated security maturing in March 2027.

Distributions

The fund intends to pay quarterly distributions of a set annual amount of 1.5 cents per unit held on or near 16 January, 16 April, 16 July, and 16 October. This is designed to mimic a 6.00% coupon on the fund's initial unit price of \$1.00 in March 2024, and may mean that an investor gets back less than the amount initially invested upon maturity if the distributed amount exceeds the income generated by the fund.

Strategy

The Kernel March 2027 NZ Bond Fund can be used in a variety of investment strategies:

- As a proxy for one or more individual New Zealand Bonds with similar maturity dates
- For investors wanting a quarterly set distribution of 1.5 cents per unit held from a diversified portfolio
- Medium term goals as the fund will reduce in volatility closer to maturity

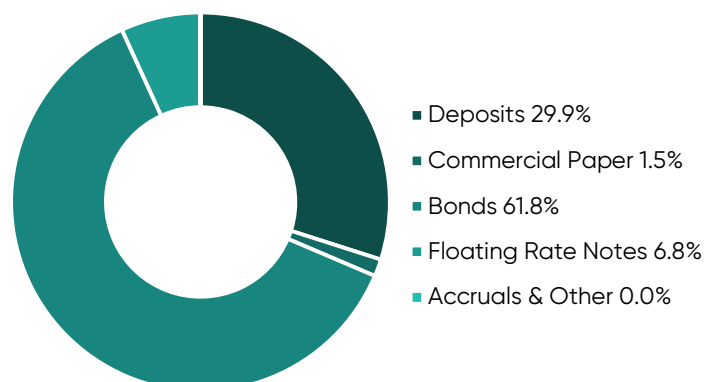
Performance

	1 month	3 months	1 year	5 years p.a.
Performance (after fees before tax)	0.12%	0.32%	4.94%	N/A
Benchmark ⁸	-0.05%	-0.31%	4.05%	2.07%

Note that benchmark returns do not reflect deductions for charges and taxes.

Portfolio composition

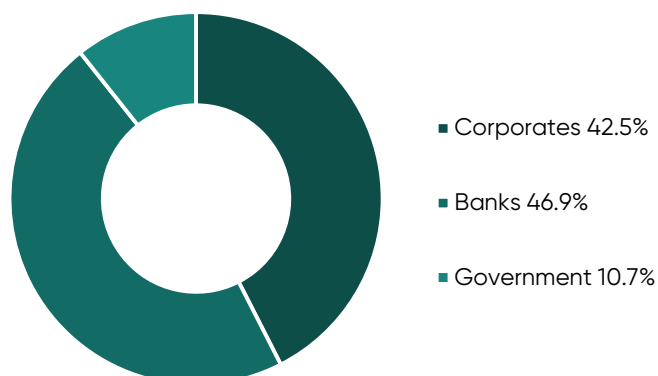
This shows the allocation of the portfolio by type of instrument:



*Note: Deposits are net of expected settlements.

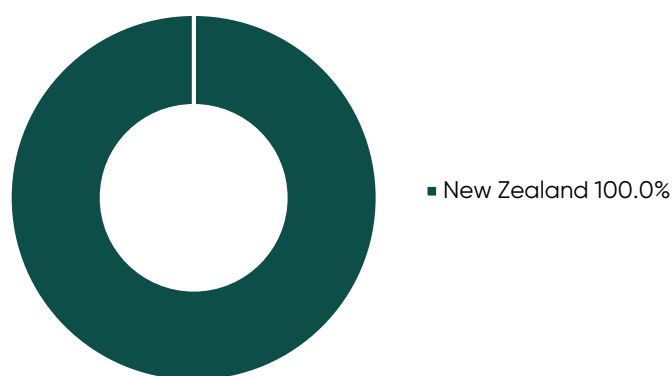
Issuer composition

This shows the allocation of the portfolio by type of issuer:



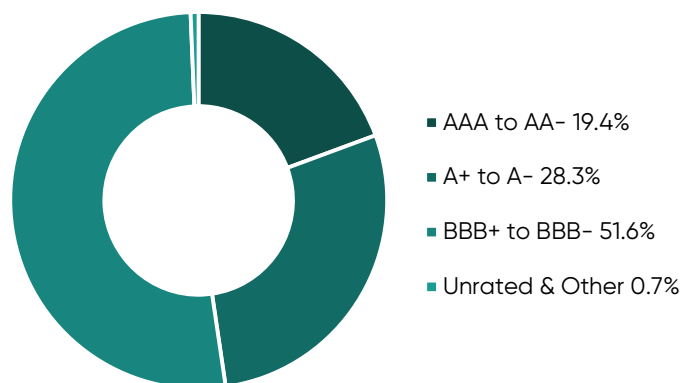
Where does the fund invest?

This shows the currency of the portfolio holdings:



Credit rating

This shows the allocation of the fund by issuer credit rating (S&P or equivalent):



Largest holdings

GMT Bond	15.29%
Bank of China Deposit	14.62%
Christchurch Intl. Airport Bond	11.66%
SBS Bond	11.37%
Heartland Bank TD	5.62%

About the Portfolio Manager

Matthew Winton joined Kernel in June 2022 and actively manages Kernel's fixed income funds. He has over 15 years experience as a Fixed Income specialist. Matthew started his career as a derivatives trader at Citibank Auckland and Sydney, followed by Tokyo and London. Prior to joining Kernel, he was the Head of USD derivatives and US Treasury Trading for BNP Paribas London where he successfully led a team of swaps and bond traders. Matthew's expertise and research contributes to broader investment decision making across the Kernel Funds.

Market overview

The RBNZ appears to have indicated its rate cutting cycle is over, and the market is pricing in some hikes. It seems likely that the RBNZ will indeed need to hike perhaps within the next year, barring any negative international events. Accordingly, as the market has priced in hikes, we might see the risks to the NZ bond market as being relatively balanced. Going forward the higher yields should be beneficial for investors.

Further information

The information is not investment advice. Kernel has taken reasonable steps to ensure that the information in this document is accurate and up-to-date. Kernel does not accept any responsibility for any error or omission or for any loss resulting from the use of this information, except to the extent required by law.

1. Annualised indicative weighted average yield (net of fees, but before PIE tax) of the portfolio.
2. Duration is the weighted average time to maturity of the portfolio.
3. The offer documents are available at www.kernelwealth.co.nz
4. The target characteristics represent that of a hypothetical bond that is A- S&P rated maturing on 15 Mar 2027.
5. 12 month volatility is the standard deviation of daily returns, annualised by multiplying by square root of number of periods.
6. Cash equivalents includes securities with maturities less than 365 days and floating rate notes with interest rate resets at least annually.
7. New Zealand Fixed Interest is defined as NZ dollar denominated debt instruments paying a fixed interest rate and with a maturity of at least 365 days and includes hybrid securities such as preference shares and convertible bonds.
8. Calculations for benchmark returns are based off the last business day of each month rather than the last day of the month as indices are not published for non-business days. This will create an immaterial variation to relative performance as unit prices include the accrual of interest over non-business days at the end of the month.